



BELDING THEATER

166 Capitol Avenue

Hartford, CT 06106

The Bushnell Box Office:

Phone (860) 987-5900

Fax (860) 987-6080

Administrative Offices:

Phone (860) 987-6000

Fax (860) 987-6070

ALL INFORMATION SUBJECT TO CHANGE
Last Updated 7/27/2021

CONTACT INFORMATION

THEATRICALS / BOOKING

Ric Waldman

V.P. of Programs

Phone: (860) 987- 6085

Fax: (860) 987-6070

E-mail: rwaldman@bushnell.org

PROGRAMMING/ RENTALS

Tom Sessa

Director of Programs

Phone: (860) 987-6039

Fax: (860) 987-6070

E-mail: tsessa@bushnell.org

FRONT OF HOUSE / MERCHANDISE

Catt Gruszka

Assistant Manager, Front of House

Phone: (860) 987-6033

Fax: (860) 987-6070

E-mail: cgruszka@bushnell.org

FACILITY SALES & SERVICE

Charlie Myers

Director of Events & Patron Services

Phone: (860) 987-6024

Fax: (860) 987-6070

E-mail: cmyers@bushnell.org

PRODUCTION

Michael J. Sivo

Technical Director

Phone: (860) 987-6063

Fax: (860) 728-0500

Cell: (860) 819-1347

E-mail: msivo@bushnell.org

Dani O'Callahan

Production Coordinator

Phone: (860) 987-6057

Fax: (860) 987-6070

E-mail: docallahan@bushnell.org

BOX OFFICE

David Rodriguez

Sr. Manager Box Office

Phone: (860) 987-6096

Fax: (860) 987-6080

E-mail: drodriguez@bushnell.org

MARKETING & PROMOTION

Alex Page-Hatley

Associate Director, Market Engagement

Phone: (860) 987-6082

Fax: (860) 987-6070

E-mail: apagehatley@bushnell.org

THE BUSHNELL CENTER FOR THE PERFORMING ARTS

Belding Theater

The interior of the 908-seat Belding Theater is intimate and luxurious, with a decorative painted ceiling, generous use of wood and rich colors and textures. No seat in the theater is more than 75 feet from the stage. Above the orchestra level is a mezzanine that includes private box seating.

THEATER CAPACITY

Total: 908

Orchestra:	617 (deduct 51 seats if orchestra uses Pit)
Accessible/Wheelchair:	6
Sensory Impaired:	6 (Held in the 1 st two center rows)
Companion Seating:	22
Mezzanine:	245 (including 2 Private Boxes, 6 seats each)
Accessible/Wheelchair:	4
Companion Seating:	8

STAGE

Proscenium:	Width 47', height 33'
Deck:	Phenelex (industrial masonite), flat, 2'-11" above orchestra floor. Black in color
Specifications:	Centerline to off stage right wall 46' (not stage left); SR clear fly space 37' Centerline to off stage-left locking rail 42'; SL clear fly space 37' Stage depth 42': taken from proscenium to upstage wall Floor to grid 70' - uniform load of 50lbs per square foot Pipe run 63'-2" Single purchase counterweight system with 75,000lbs available 55 undedicated line-sets, spaced @ 6" o/c, with 6 lines each 2 dedicated motorized line sets for acoustical shell 14' arbors, 2000lb capacity

30 additional sheaves and rope available for single line spotting
Dual locking rail stage left deck and raised fly-floor @ 33' Pin-rail
raised stage right @ 33' with upstage crossover to fly-floor. Apron
edge to proscenium 3'-6"

Pit Elevator: At stage level pit extends 10'-9" at center of crescent-shaped apron
At auditorium level it will accommodate 51 seats
At orchestra pit level it will accommodate approx. 40-60 musicians

Travel range is from stage level down 2'-11" to orchestra level, from
stage level down 9' to pit level, from stage level down 14'-9" to
basement and trap area

Elevator: 1 backstage, 12' x 10'-10"

Loading Doors: At loading docks 2 @ 8'-4" w x 10' h inside dimension

Stage Door: 8' w x 20' H upstage right corner at loading dock

Loading Docks: (2) Access from Clinton Street (east side) will accommodate 53' trailer

Ramp: There is a ramp that runs parallel to the loading dock for musicians
who have larger instruments to have direct access to the stage.

Draperies: Front valence and grand drape

7 sets black velour legs (flat) 30'H x 12'W

6 black velour borders (flat) 12'H x 60'W

10 black velour tabs (flat) 30'H x 8'W

2 black velour bi-part traveler 30'H x 60'W

1 Muslin Cyclorama 30'H x 60'W

1 Sharkstooth scrim (black) 30'H x 60'W

1 Sharkstooth scrim (white) 30'H x 60'W

Risers: 24 – 32"x 8'x 8" 4 – 4'x 8'x 8"

20 – 32"x 8'x 16" 4 – 4' x 8'x 16"

14 – 32"x 8'x 24"

25 – 4'x 8'x 24"

15 – 4' x 8' x 32"

1 each 4'x 4'x (8"),(16"),(24")

Concert Shell: Approximately 1000 square feet, can accommodate approximately 75 musicians

Music Stands/

Chairs: 75 music with clip lights, 100 symphony type chairs
additional folding chairs available.

Pianos: 1 - 9' Steinway D
1 – Yamaha C5SE 6'7"
2 – Yamaha U1SE 48" Upright

STAGEHANDS

IATSE, Local 84

Mike Sullivan Jr, Business Agent

Office: (860) 233-8821, Fax: (860) 233-8827

Minimum call: 3-man crew (Carpenter, Props, Electrician)

4 hours load in, performance, 4 hours load out

LIGHTING

Service: (1) 100 amp 3-phase disconnect located downstage left
(1) 100 amp 3-phase disconnect located downstage right
(2) 400 amp 3-phase disconnect located stage right wall
(1) 400 amp + (1) (200 amp clean) 3-phase disconnect in loading dock area

Circuits:

FOH (all stage pin connectors)

- Projection booth (1) 20amp
- Far catwalk (12) 20 amp circuits
- Near catwalk (12) 20 amp circuits
- Far box boom S/L (12) 20 amp circuits + (1) 50 amp circuit
- Near box boom S/L (12) 20 amp circuits
- Far box boom S/R (12) 20 amp circuits + (1) 50 amp circuit
- Near box boom S/R (12) 20 amp circuits
- Balcony rail (12) 20 amp circuits + (1) 50 amp circuits

STAGE (all stage pin connectors)

- Overhead drops + fixed wall boxes (198) 20 amp circuits + (3) 50 Amp circuits
- Trap room (3) 20 amp circuits

FOH Units:

- (12) Source Four 10 degree
- (48) Source Four 19 degree
- (24) Source Four 26 degree

Additional Units Inventory:

- (2) Source Four 10 degree
- (12) Source Four 19 degree
- (38) Source Four 26 degree
- (36) Source Four 36 degree
- (6) Source Four 50 degree
- (48) Par 64 1
- (7) Far Cyc 3-circuit

Dimmers: ETC SENSOR- dimmer per circuit (276) 2.4k + (6) 5k dimmers

Light Board: ETC ION 3072 (including Ethernet network to all positions)

Follow-spots: (2) Lycian Super Stars 1200 watt HMI
Concert Lighting: (2) banks each of (5) par 56 units, incorporated in each of two onstage overhead ceilings and 1 ceiling FOH

Contact: Head Electrician, Joe Gates (860) 987-5942

SOUND

The Bushnell Front of House Sound System is in excellent condition including a high quality PA capable of reproducing music clearly and without distortion at 115db at the mixing position and with even coverage throughout the full audience areas.

Main Console: Avid Venue Profile w/ 2-48 channel digital stage boxes

Power Service: (1)100 amp 3-phase located downstage left
(1) 60 amp breakout located downstage left
(1) 60 amp breakout located downstage right
(1) 100 amp 3-phase located upstage right wall

House PA: Center Cluster D&B 10 AD (x6)
S/R Proscenium: D&B C7 (x3), C7 sub (x1), B2 sub (x1)
S/L Proscenium: D&B C7 (x3), C7 sub (x1), B2 sub (x1)
Front fill: D&B 8S (x4)
Under balcony: (8) EAW JF80T60
Amplifiers: D&B D12 (x7), QSC 1202 (x4)

Monitors: EAW SM200IH (x6)
EAW JF200E (x4)
EAW JF260Z (x2)

EAW RF129Z (x2)

EAW JF80 (x2)

Microphones: Sure SM 58 (x9)
Sure SM 51 (x5)
Sure BETA SM 52 (x1)
Sure SM 81 (x4)
EV ND/468 (x4)
Beyer Dynamic M88 (x1)
Sennheiser 421 (x2)
Direct boxes Klark Teknik DN100 (x6), Whirlwind Hotbox (x1)
Assorted microphone stand and cables

Portable Wireless: Shure Dual channel UR4D:

UR1 Lavalier (x6)

Beta 58 A (x6)

FOH Wireless : Sure UR4D (x4)
Handheld w Beta 58 (x8)
Sony NBX6 6 channel assorted mics

Playback /

Record: Tascam CD-450 (x2)
Tascam CD-RW 900sl (x1)
House Intercom: Clear-Com 4 channel, (12) beltpacks with
Headsets, also 1 4-channel HME RW 800 wireless system

Paging and program available in all dressing rooms and backstage
FOH color, infra-red and conductor video available onstage

Microphone stands: Stick:
K&M Chrome large thread (x5)
Black small thread (x9)

Black large thread (x9)

Tripod:

K&M Small tripod w/boom (x5)

K&M Large tripod with boom (x11)

AKG Tripod w/boom (x1)

Booms:

Boom (x4).

Drum Claw (x4)

Table top (x8)

Bases:

Atlas rounded small stick (3)

Flat small stick (x6)

Small large stick (x3)

Large stick (x4)

Triangle large stick (x8)

Contact: House Audio Engineer, Al Garcia

Work: (860) 987-5941

FILM PROJECTION

Movie Screen: 40' W x 22' H Screen has adjustable top and side masking

Projection

Locations: Projection booth or balcony rail

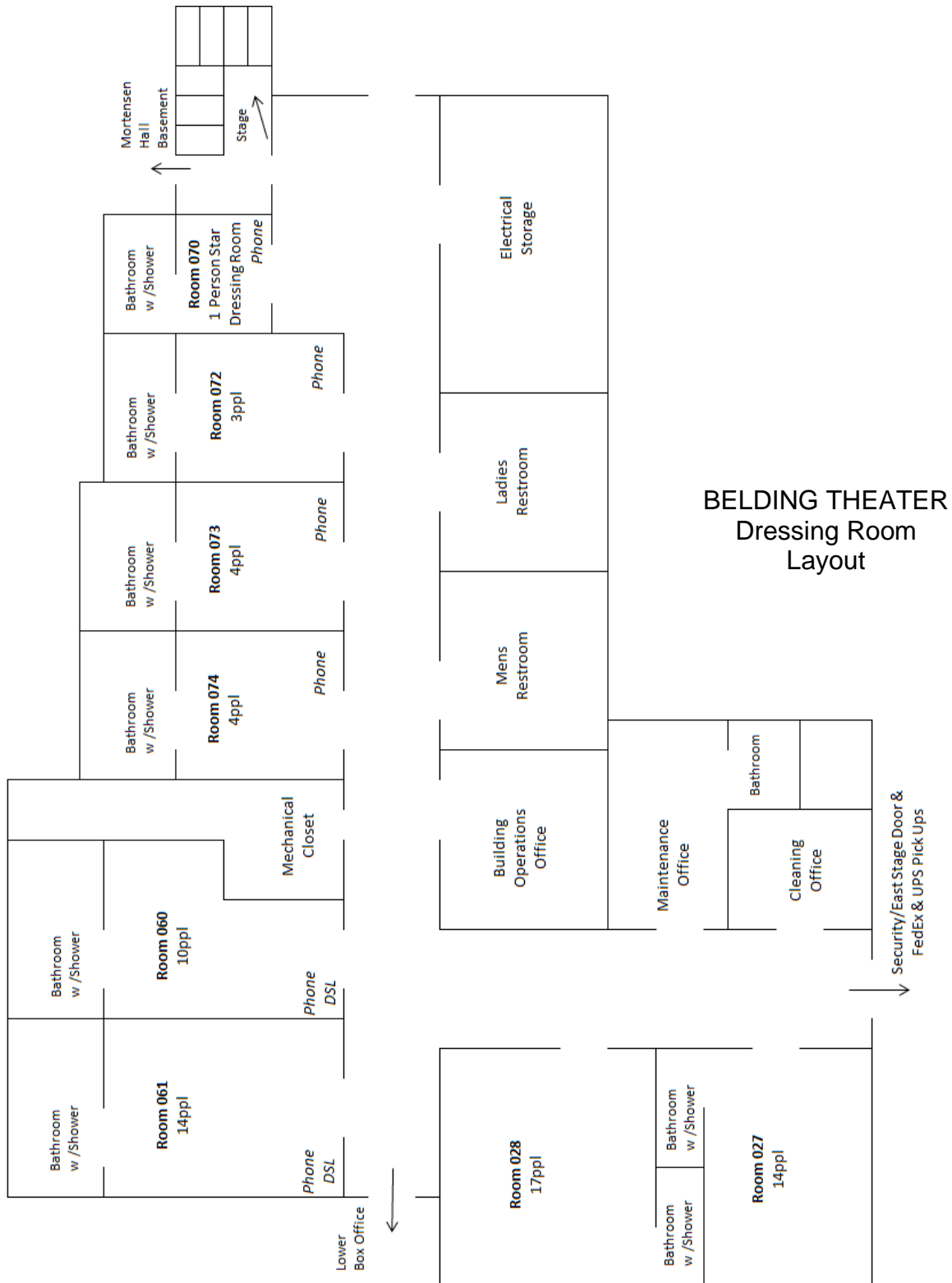
Projectors: 1 - ___mm projector: Panasonic, (Model____)
_____-watt _____ lamps

- Projection booth throw distance to stage from approximately 90'

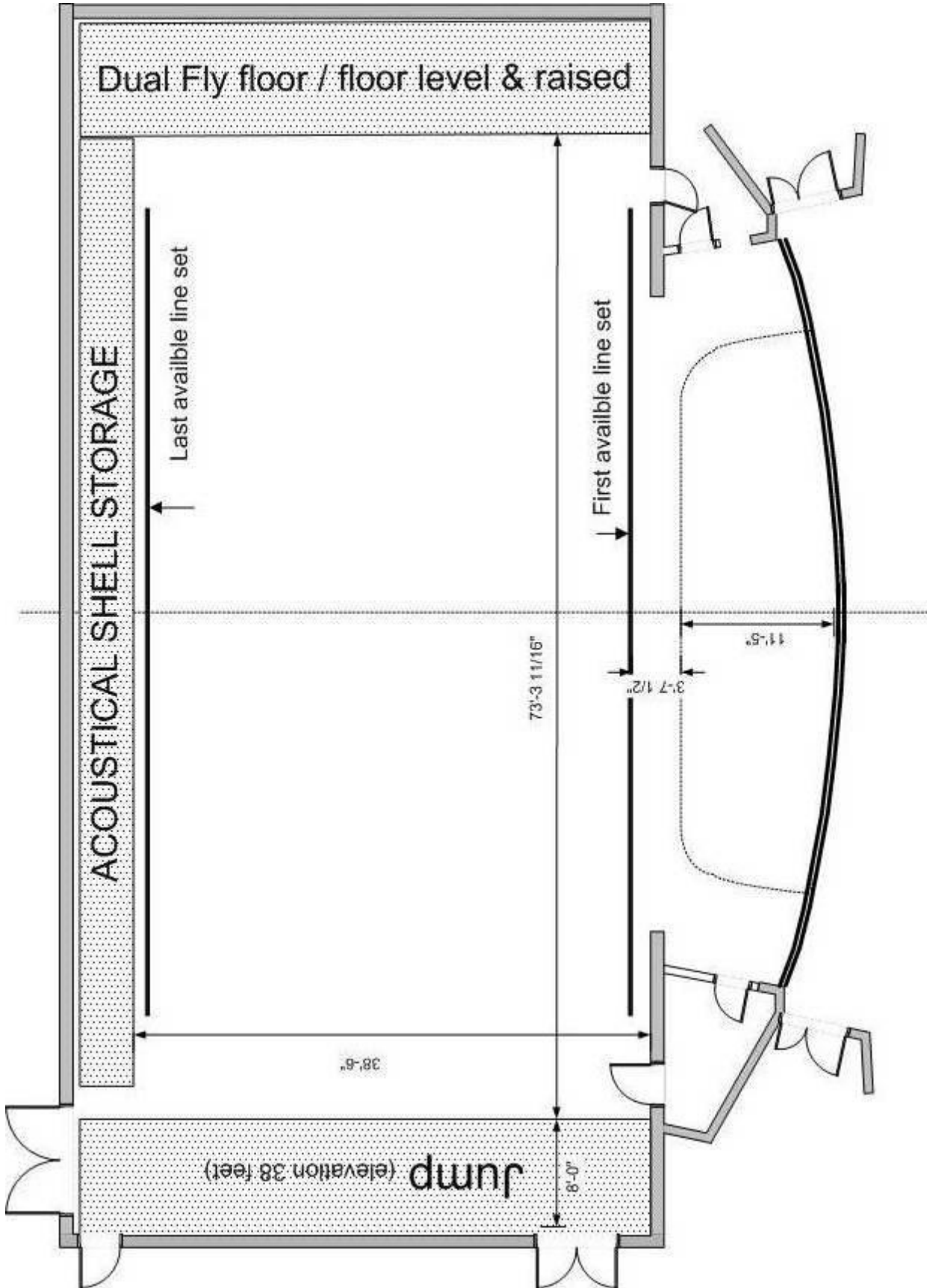
- Projection balcony rail position throw to stage approximately 65'

DRESSING ROOMS

- There are nine (9) rooms to accommodate approximately 80 performers.
- There is an orchestra assembly room with 52 lockers (32 will be full height) with direct access to orchestra pit.
- All dressing rooms have private toilets and showers.
- There is a "Star" Dressing Room.



STAGE PLOT



LIGHTING REP PLOT



LINE SCHEDULE

HOUSE LINE SET	SHOW LINE SET	DISTANCE FROM 0'-0"	DESCRIPTION	WEIGHT	NOTES
H/C		1'-3"	HOUSE CURTAIN		36'H x51'H Guillotine with ceter split
1		1'-9"	# 1 house black border		
2		2'-3"	# 1 house black leg		
open					<i>hemp set can be installed</i>
3*		3'-3"	HOUSE # 1 ELEC		
4		3'-9"			
5		4'-3"			
open					
open					
7		5'-9"	Symphony shell 43'-6"W x12'H x1'-2"D		<i>automated line set</i>
open					
open					
9		7'-3"			
10		7'-9"			
11		8'-3"	# 2 house black border		
12		8'-9"	# 2 house black legs		
13		9'-3"			
14		9'-9"	HOUSE # 2 ELEC		
open					<i>hemp set can be installed</i>
15*		10'-9"	Screen border		
16		11'-3"			
17		11'-9"	Black Traveler		
18		12'-3"	house projection screen		
19		12'-9"			
20		13'-3"			
21		13'-9"	# 3 house black border		
22		14'-3"	# 3 house black legs		
23		14'-9"			
24		15'-3"	HOUSE # 3 ELEC		
open					<i>hemp set can be installed</i>
26*		16'-3"			
open					
open					
28		17'-9"	Symphony shell 38"W x12'H x1'-2"D		<i>automated line set</i>
open					
open					
30		19'-3"	# 4 house black border		
31		19'-9"	# 4 house black legs		
32		20'-3"			
33*		20'-3"	HOUSE # 4 ELEC		

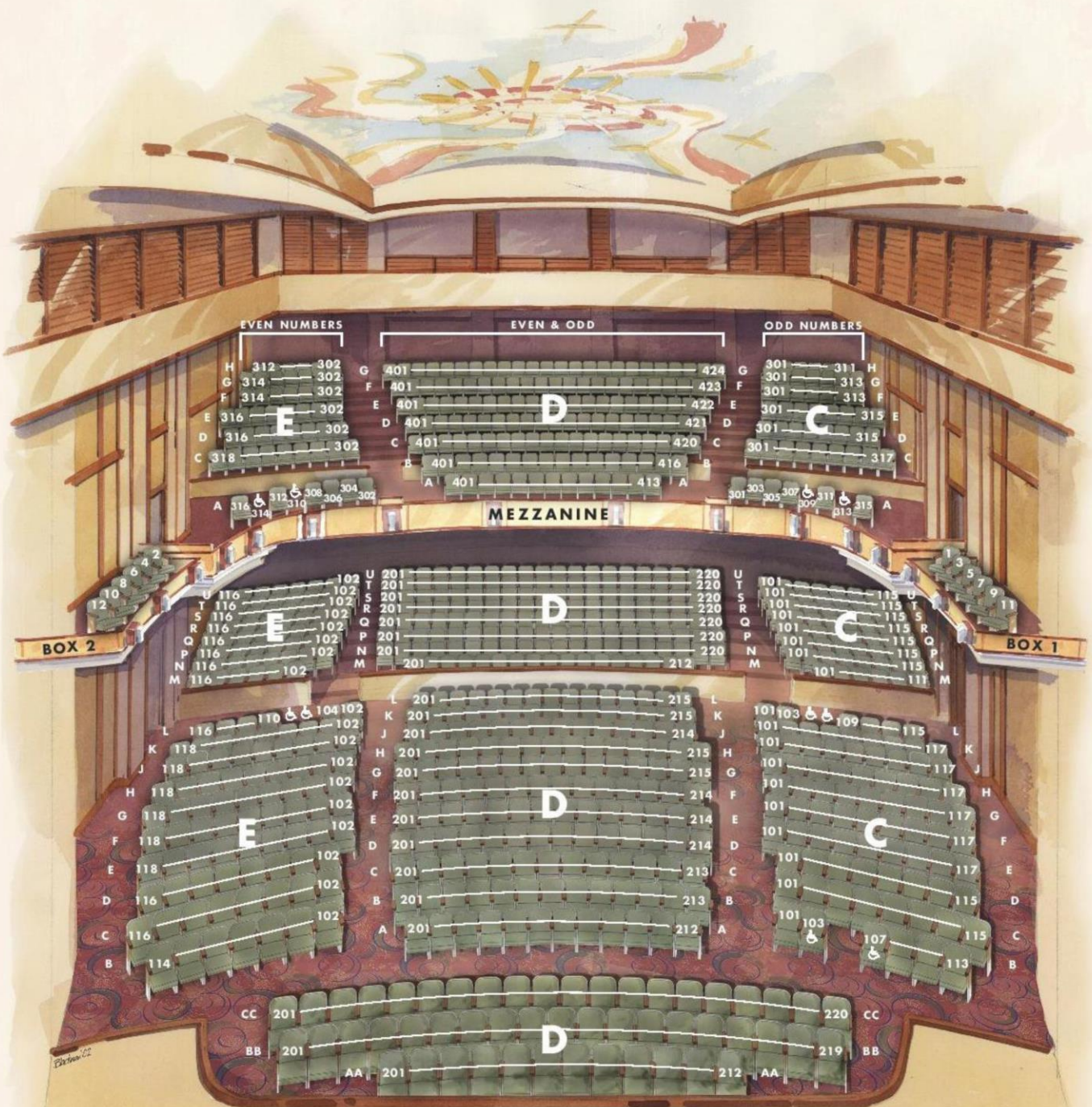
open					<i>hemp set can be installed</i>
34		21'-9"			
35		22'-3"	House Mid Stage Black Drop		
36		22'-9"			
37		23'-3"			
38*		23'-9"			
39		24'-3"			
open					<i>hemp set can be installed</i>
41		25'-3"	# 5 house black border		
42*		25'-9"	# 5 house black legs		
open					<i>hemp set can be installed</i>
44		26'-9"	HOUSE # 5 ELEC		
45		27'-3"			
46		27'-9"			
47		28'-3"			
48		28'-9"			
49*		29'-3"			
open					
51		30'-3"			
open					<i>hemp set can be installed</i>
53		31'-3"	# 6 house black border		
54		31'-9"	# 6 house black legs		
open					<i>hemp set can be installed</i>
55*		32'-9"	house black scrim		
open					<i>hemp set can be installed</i>
57		33'-9"	FAR CYC LX		
58		34'-3"			
59		34'-9"			
60		35'-3"			
61		35'-9"			
62		36'-3"	house white cyclorama		
63		36'-9"	house black drop		
64*		37'-3"			
65		37'-9"			
66		38'-3"			
67		38'-9"			

NOTE:

- 1 .
- 2 . **0'-0" MEASUREMENT IS TAKEN FROM PLASTER LINE @ SMOKE POCKET**
- 3 . Single spot lines and sheaves are available.
- 4 . The counter weight system is single purchase with 75,000 lbs. of available counterweight.
- 5 . Arbor capacity's are all 2000 lbs at pipe end.
- 6 . Length of system pipe 60'-0" and all schedule # 80 pipe.
Truss battens are noted by * and are schedule # 40 pipe.

BELDING THEATER

THE BUSHNELL CENTER
FOR THE PERFORMING ARTS



ORCHESTRA

STAGE

Orchestra Level: 651
Mezzanine Level: 257
TOTAL: 908